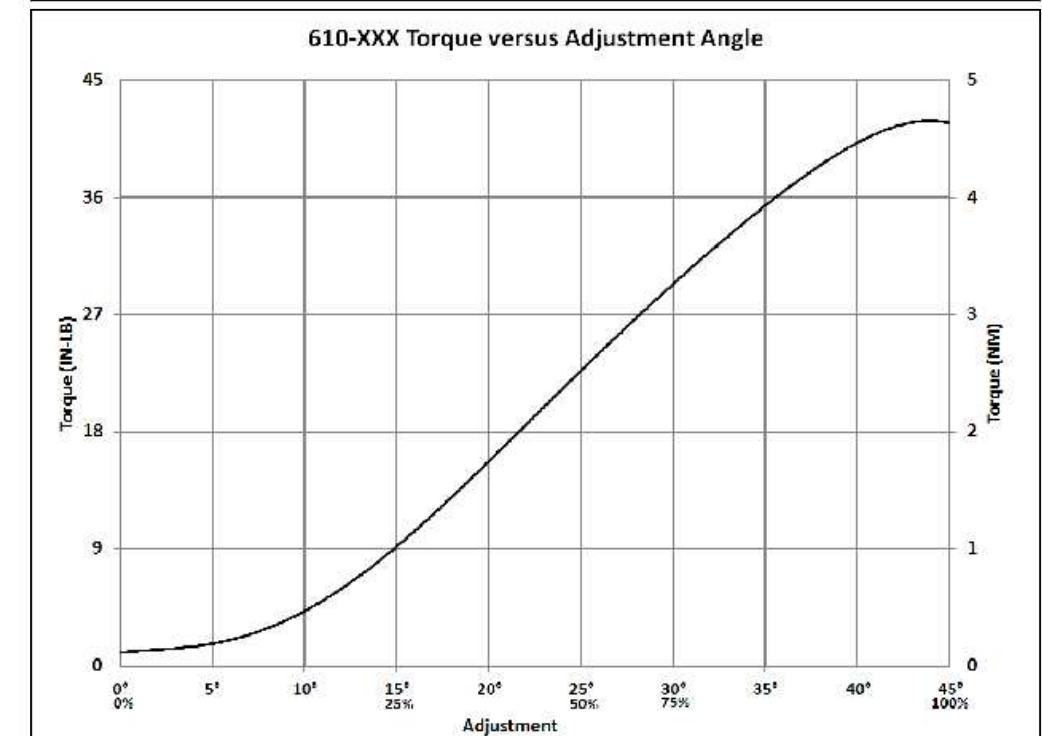
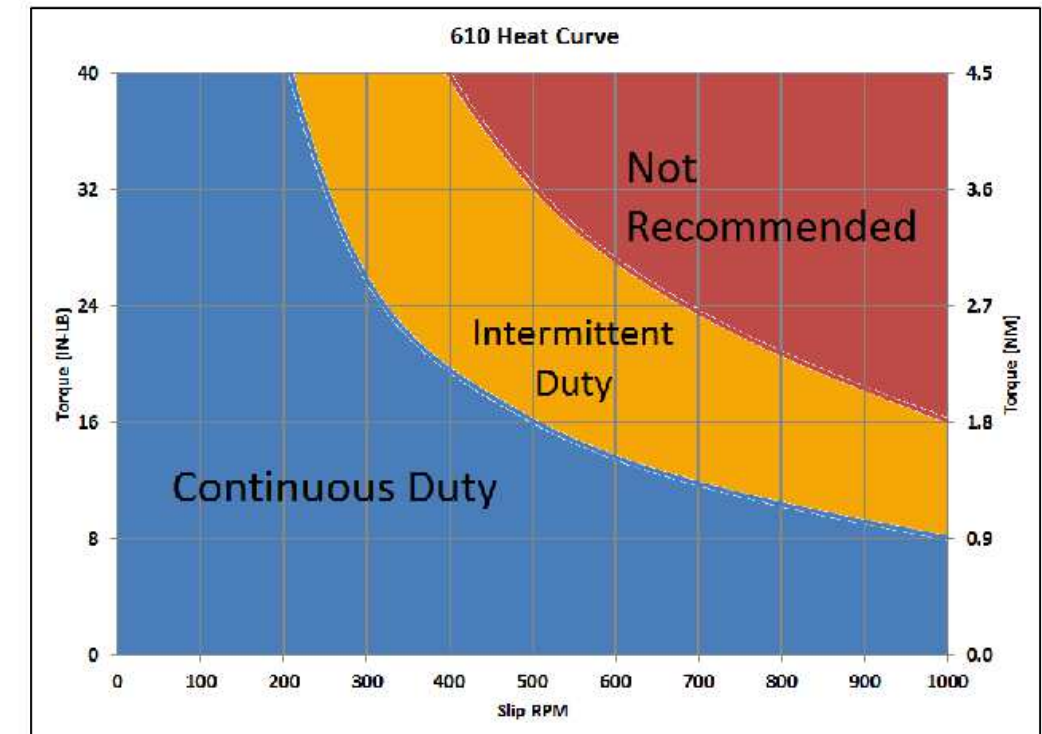
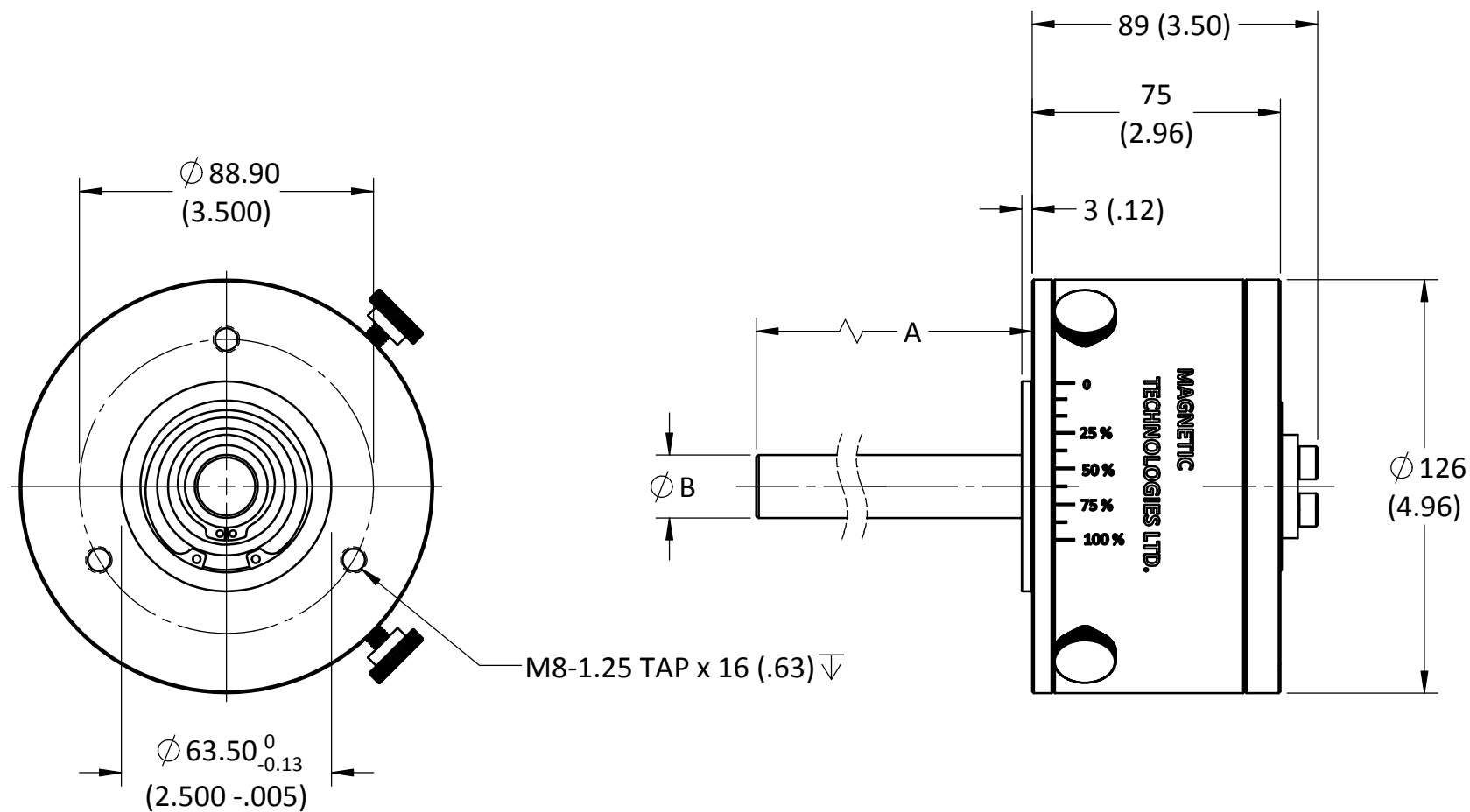


MODEL	TORQUE		BENDING MOMENT		HEAT DISSIPATION
	.14 - 4.5 Nm	1.2 - 40 in. lb	17 Nm	150 in. lbs	95 Watts

REVISIONS			
REV.	ECN.	DESCRIPTION	DATE



MODEL	A DIMENSION		B DIMENSION		Inertia		Weight	
	mm	in	mm ⁻⁰³	in ⁻⁰⁰¹	kgm^2	in oz s^2	kg	lb
610-014	88.9	3.5	19.05	.750	39.0e-5	55.0e-3	4.60	10.2
610-095	242.0	9.5	22.00	.866	40.0e-5	57.0e-3	5.12	11.3
610-011	152.4	6.0	25.00	.984	40.0e-5	57.0e-3	5.00	11.0
610-024	254.0	10.0	25.00	.984	44.0e-5	62.0e-3	5.40	11.9
610-055	304.8	12.0	25.40	1.00	46.0e-5	65.0e-3	5.62	12.4

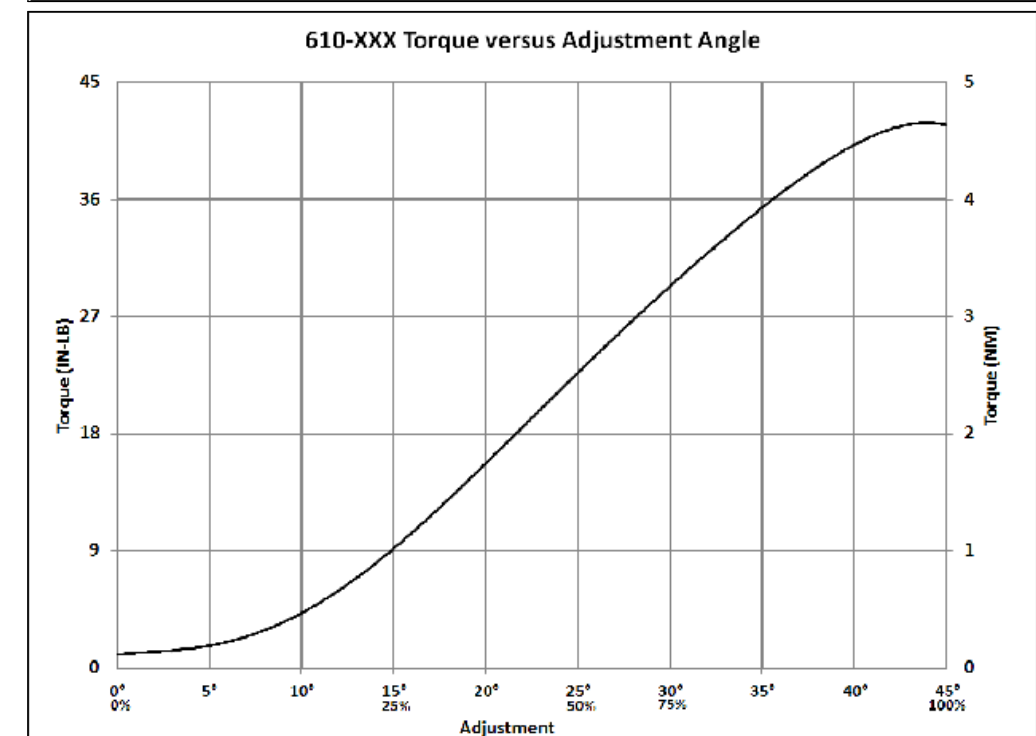
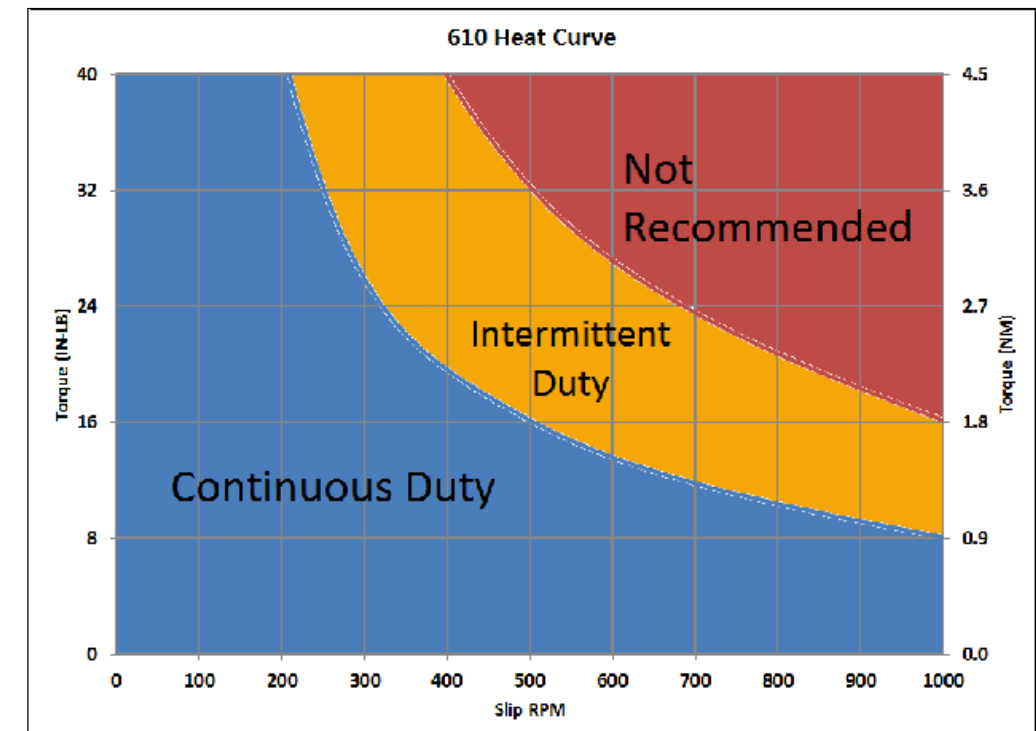
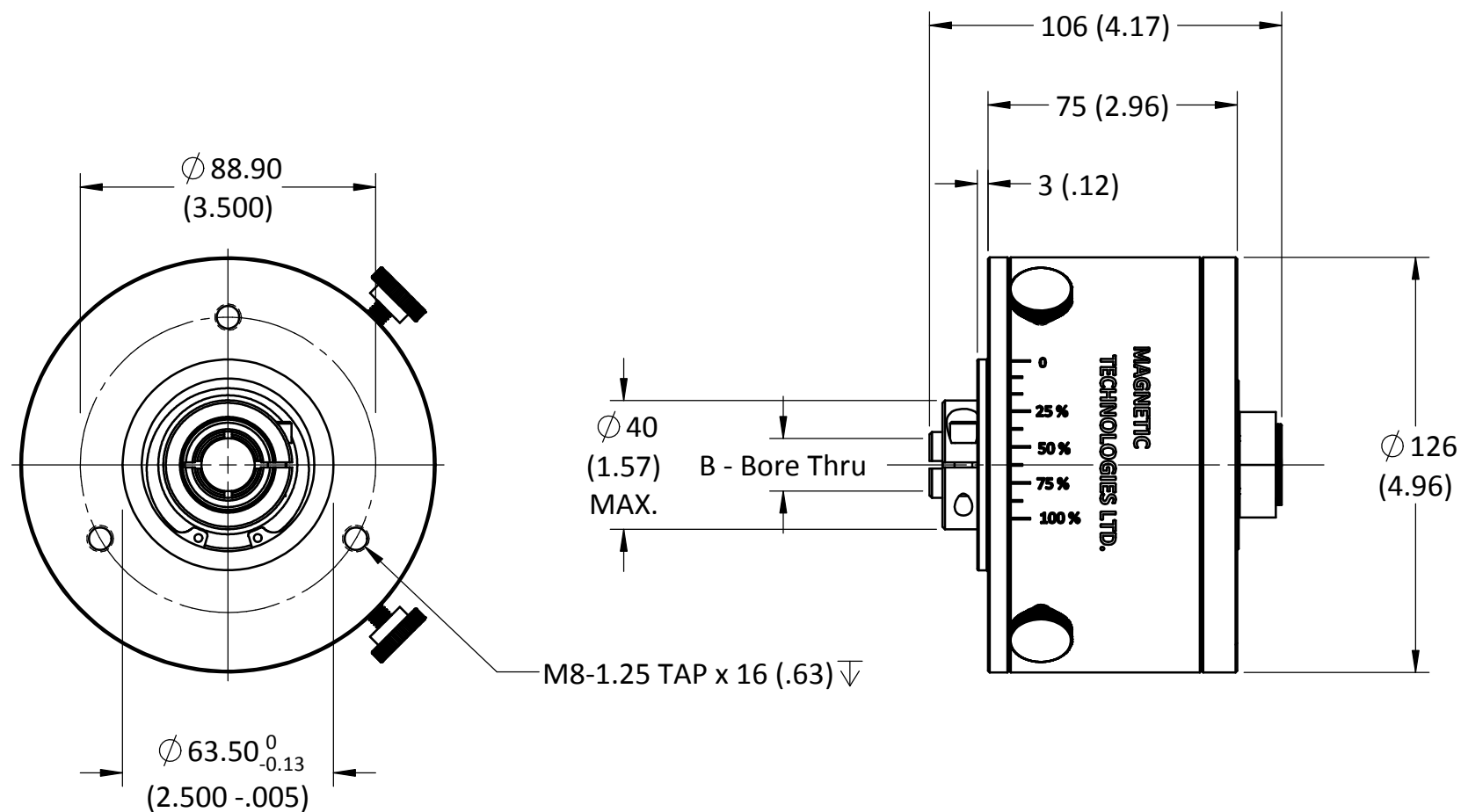
OTHER SIZES AVAILABLE; SPECIFY BOTH "A" AND "B"

THIS DRAWING IS THE PROPERTY OF MAGNETIC TECHNOLOGIES LTD. AND IS SUPPLIED ON THE EXPRESS CONDITION THAT IT SHALL NOT BE LENT, COPIED, REPRODUCED NO DISCLOSED TO ANY OTHER PERSON, IN WHOLE OR IN PART WITHOUT THE WRITTEN CONSENT OF MAGNETIC TECHNOLOGIES LTD.

USED ON 610	SCALE 1:2	MATERIAL SEE PRT DWG	<p>43 TOWN FOREST ROAD OXFORD, MA 01540</p>
UNLESS OTHERWISE SPECIFIED:		FINISH SEE PRT DWG	
ALL DIMENSIONS ARE IN INCHES TOLERANCES: DECIMAL: .XX ± .01 .XXX ± .005 ANGULAR: ± 1° GEN. CONCENTRICITY: .001 T.I.R. MACH. FILLETS: .010 R MACH. EDGES: .015 R OR CHMF. UNSPECIFIED RADII: .015 R IN MICROINCHES RMS 32 GEOMETRIC: TO MIL-ST'D. 8 REMOVE ALL BURRS & SHARP EDGES			DESCRIPTION 610-XXX Cut Sheet
DRAWN AMD 4/3/13		CHECKED	DWG. NO. _____ REV. _____
SIZE: B			610-XXX

MODEL	TORQUE		BENDING MOMENT		HEAT DISSIPATION
	.14 - 4.5 Nm	1.2 - 40 in. lb	17 Nm	150 in. lbs	95 Watts

REVISIONS			
REV.	ECN.	DESCRIPTION	DATE



MODEL	B DIMENSION		Inertia		Weight	
610-0115	16 mm ⁺⁰³	.630 in ⁺⁰⁰¹	37.0E-5 kgm ^{^2}	52.0E-3 in oz s ^{^2}	4.80 kg	10.6 lb

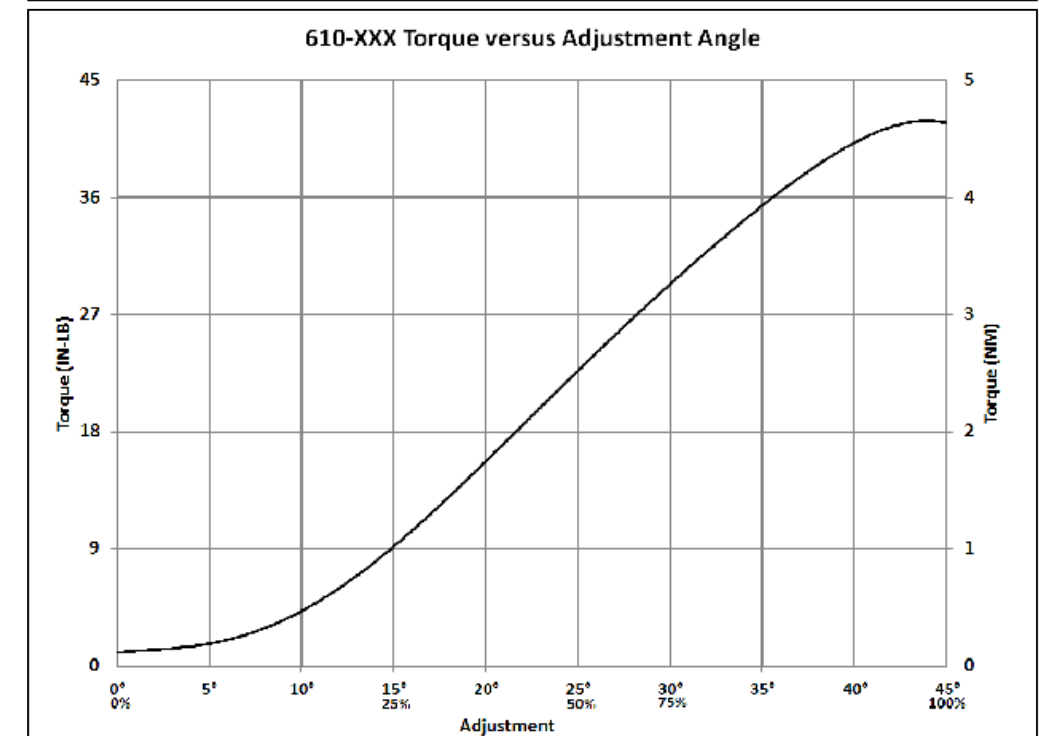
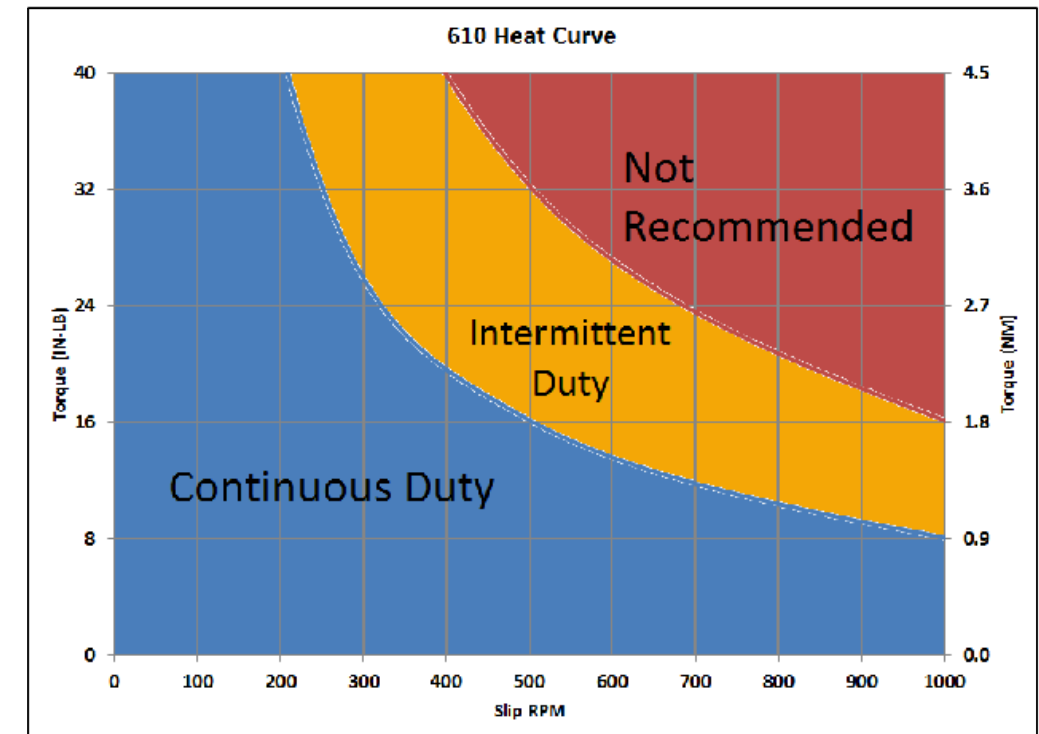
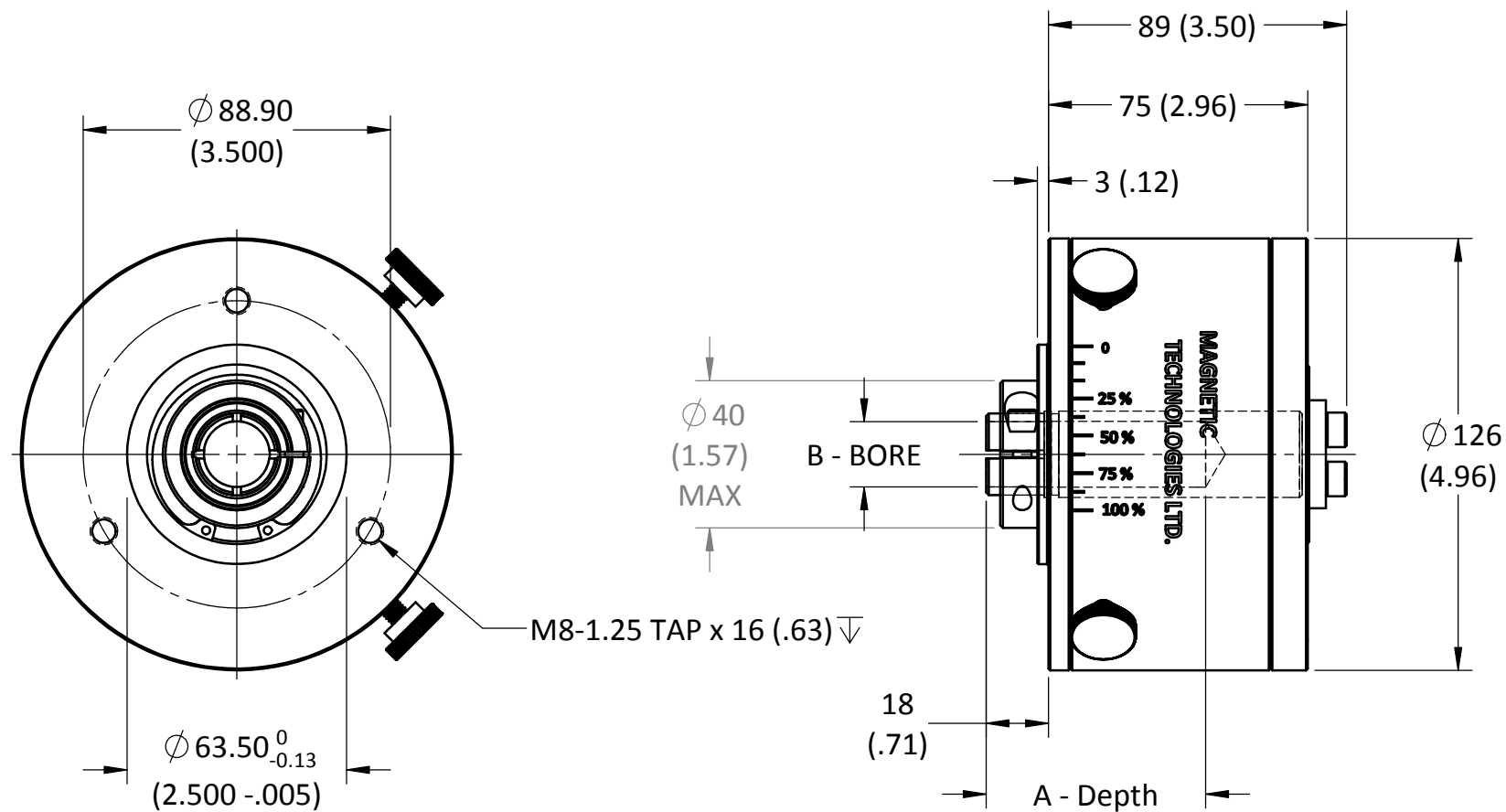
OTHER SIZES AVAILABLE; SPECIFY "B"

THIS DRAWING IS THE PROPERTY OF MAGNETIC TECHNOLOGIES LTD. AND IS SUPPLIED ON THE EXPRESS CONDITION THAT IT SHALL NOT BE LENT, COPIED, REPRODUCED NO DISCLOSED TO ANY OTHER PERSON, IN WHOLE OR IN PART WITHOUT THE WRITTEN CONSENT OF MAGNETIC TECHNOLOGIES LTD.

USED ON 610 - Hollow	SCALE 1:2	MATERIAL SEE PRT DWG	<p>43 TOWN FOREST ROAD OXFORD, MA 01540</p>
UNLESS OTHERWISE SPECIFIED:		FINISH SEE PRT DWG	
ALL DIMENSIONS ARE IN INCHES TOLERANCES: DECIMAL: .XX ± .01 .XXX ± .005 ANGULAR: ± 1° GEN. CONCENTRICITY: .001 T.I.R. MACH. FILLETS: .010 R MACH. EDGES: .015 R OR CHMF. UNSPECIFIED RADII: .015 R IN MICROINCHES RMS 32 GEOMETRIC: TO MIL-ST'D. 8 REMOVE ALL BURRS & SHARP EDGES			DESCRIPTION 610-XXX-Hollow Cut Sheet
DRAWN AMD 4/3/13		CHECKED	DWG. NO. _____ REV. _____
SIZE: B			610-XXX - Hollow

MODEL	TORQUE		BENDING MOMENT		HEAT DISSIPATION
	.14 - 4.5 Nm	1.2 - 40 in. lb	17 Nm	150 in. lbs	95 Watts

REVISIONS			
REV.	ECN.	DESCRIPTION	DATE



MODEL	A DIMENSION		B DIMENSION		Inertia		Weight	
	mm	in	mm ^{+0.03}	in ^{+0.001}	kgm ²	in oz s ²	kg	lb
610-029	76	3.0	15.87	.625	37.0e-5	52.0e-3	4.80	10.6
610-048	63	2.5	16.00	.630	37.0e-5	52.0e-3	4.80	10.6
610-035	63	2.5	19.05	.750	37.0e-5	52.0e-3	4.80	10.6

OTHER SIZES AVAILABLE; SPECIFY BOTH "A" AND "B"

THIS DRAWING IS THE PROPERTY OF MAGNETIC TECHNOLOGIES LTD. AND IS SUPPLIED ON THE EXPRESS CONDITION THAT IT SHALL NOT BE LENT, COPIED, REPRODUCED NO DISCLOSED TO ANY OTHER PERSON, IN WHOLE OR IN PART WITHOUT THE WRITTEN CONSENT OF MAGNETIC TECHNOLOGIES LTD.

USED ON 610 - COUPLING	SCALE 1:2	MATERIAL SEE PRT DWG	
UNLESS OTHERWISE SPECIFIED:		FINISH SEE PRT DWG	
ALL DIMENSIONS ARE IN INCHES TOLERANCES: DECIMAL: .XX ± .01 .XXX ± .005 ANGULAR: ± 1° GEN. CONCENTRICITY: .001 T.I.R. MACH. FILLETS: .010 R MACH. EDGES: .015 R OR CHMF. UNSPECIFIED RADII: .015 R IN MICROINCHES RMS 32 GEOMETRIC: TO MIL-ST'D. 8 REMOVE ALL BURRS & SHARP EDGES			43 TOWN FOREST ROAD OXFORD, MA 01540 DESCRIPTION 610 - Coupling Cut Sheet DWG. NO. _____ REV. _____ 610-XXX - Coupling
DRAWN AMD 4/3/13		CHECKED	SIZE: B